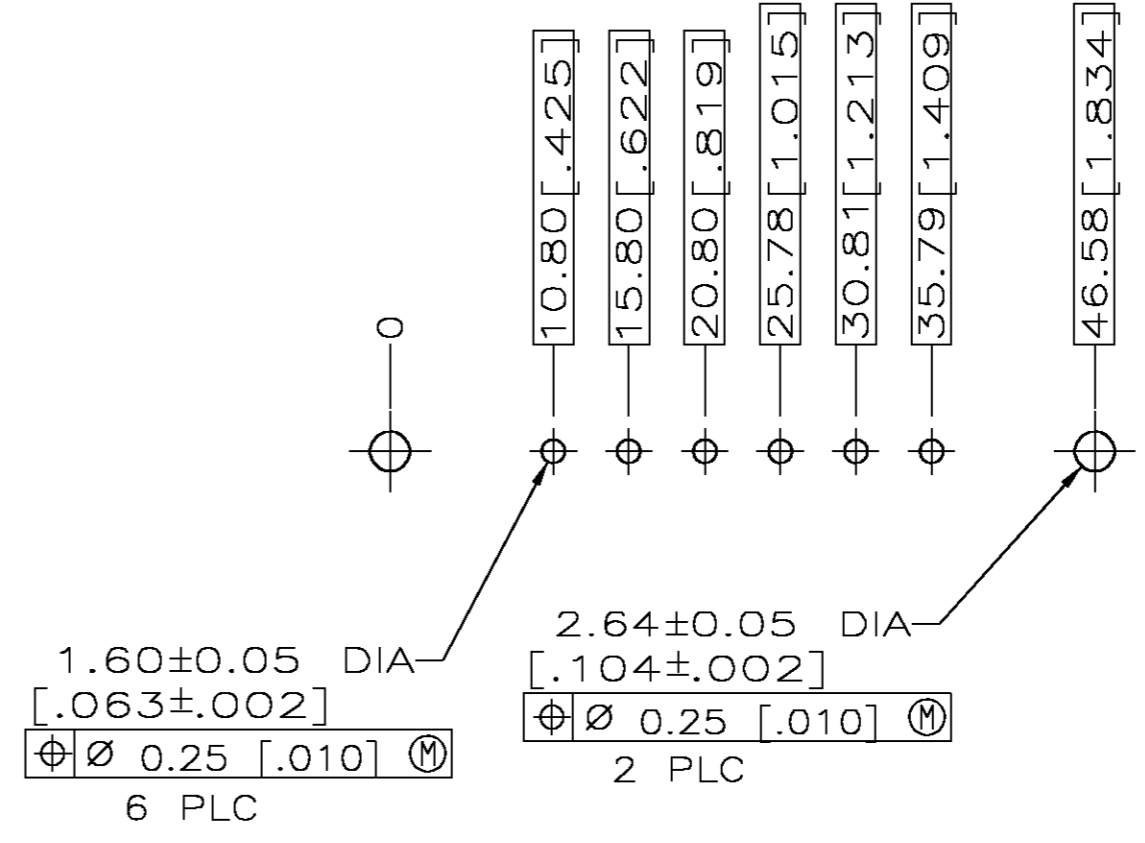
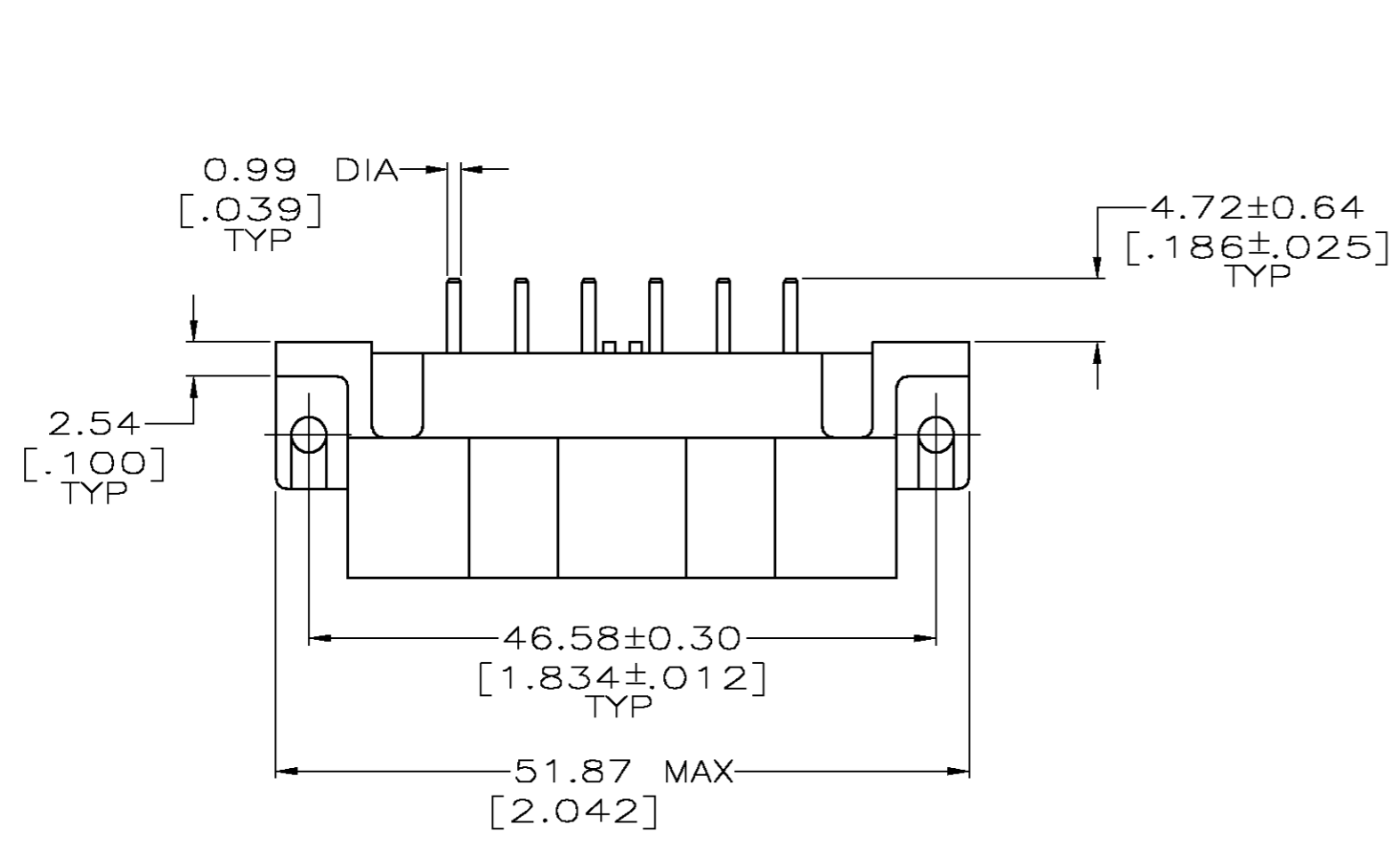
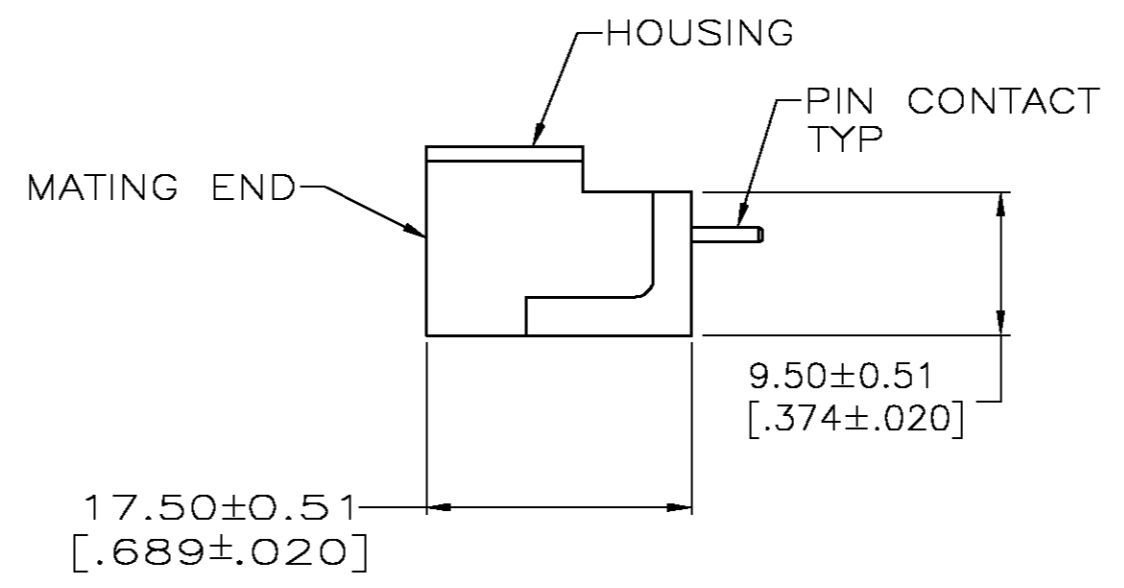
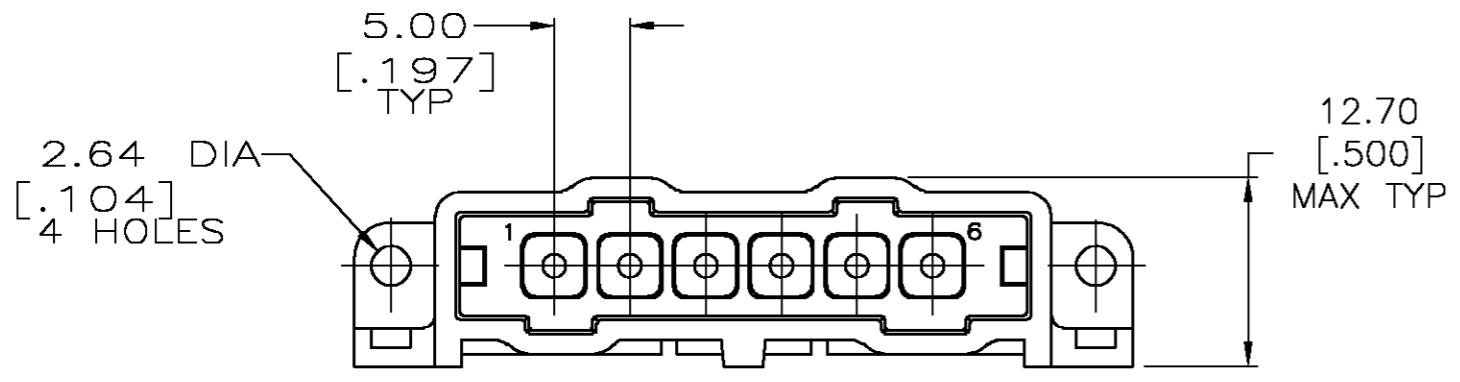


THIS DRAWING IS UNPUBLISHED. RELEASED FOR PUBLICATION
 © COPYRIGHT BY TYCO ELECTRONICS CORPORATION. ALL RIGHTS RESERVED.

LOC		DIST		REVISIONS			
P	LTR	DESCRIPTION		DATE	DWN	APVD	
FT	0	J		REVISED PER 0G3B-0167-05	3/9/05	SS	GS



RECOMMENDED PC BOARD LAYOUT



- ① NYLON, RED.
- ② BRASS PER ASTM B36.
- ③ 3.81um [.000150] MIN TIN-LEAD OVER 2.54um [.000100] MIN COPPER OR 1.27um [.000050] MIN NICKEL.
- ④ 0.76um [.000030] MIN GOLD FOR A LENGTH OF 5.08 [.200] MIN FROM MATING END, 3.81um [.000150] MIN TIN-LEAD FOR A LENGTH OF 5.36 [.211] MIN FROM OPPOSITE END, BOTH OVER 1.27um [.000050] MIN NICKEL.
- ⑤ 3.81um [.000150] MIN TIN OVER 2.54um [.000100] MIN COPPER OR 1.27um [.000050] MIN NICKEL.
- ⑥ 0.76um [.000030] MIN GOLD FOR A LENGTH OF 5.08 [.200] MIN FROM MATING END, 3.81um [.000150] MIN TIN FOR A LENGTH OF 5.36 [.211] MIN FROM OPPOSITE END, BOTH OVER 1.27um [.000050] MIN NICKEL.

FINISH	PART NUMBER
⑥	207583-7
⑤	207583-6
④	207583-3
③	207583-1

THIS DRAWING IS A CONTROLLED DOCUMENT.		DWN L.SIPE 07/21/92	Tyco Electronics Corporation Harrisburg, Pa 17105-3608	
DIMENSIONS: mm [INCHES]		CHK R.STONE 7-24-92		
TOLERANCES UNLESS OTHERWISE SPECIFIED:		APVD -	NAME	
0 PLC ± - 1 PLC ± - 2 PLC ± 0.25 [.010] 3 PLC ± - 4 PLC ± - ANGLES ± -		PRODUCT SPEC -	PIN HEADER ASSEMBLY, 6 POSN, IN-LINE, SMALL METRIC CONNECTOR, METRIMATE	
MATERIAL HOUSING: ① CONTACTS: ②		APPLICATION SPEC -	SIZE A2	CAGE CODE 00779
FINISH CONTACTS: SEE TABLE		WEIGHT -	DRAWING NO C=207583	RESTRICTED TO -
		CUSTOMER DRAWING	SCALE 2:1	SHEET 1 OF 1